

ADDITIONAL DATA

SAINT LOUIS PUBLIC SCHOOLS

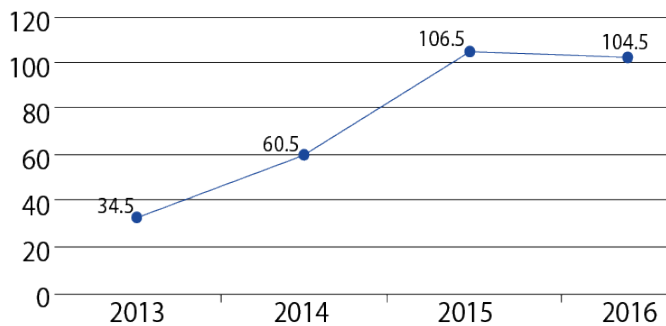
A STORY OF PROGRESS

Saint Louis Public Schools lost accreditation on June 15, 2007, due to steady declines in academic performance, concerns about long-term financial stability and turmoil in District leadership. SLPS implemented many positive changes and regained Provisional Accreditation in 2012. Since that time, the District has continued to improve.

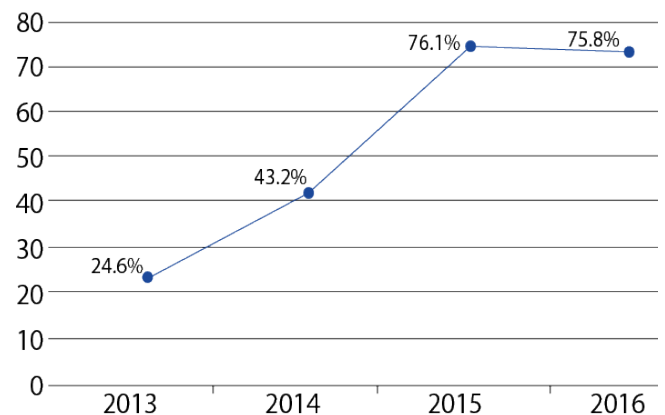
Based on MSIP 5 standards, SLPS had a 75% increase from 2013 to 2014 in Annual Performance Report points earned. SLPS showed an additional 76% growth in Annual Performance Report points earned from 2014 to 2015.

According to the 2014-2015 APR report, SLPS earned 106.5 points, eclipsing the 98 points required for Full Accreditation. SLPS earned 104.5 points in the 2015-2016 APR report, demonstrating sustained growth.

APR Points Earned

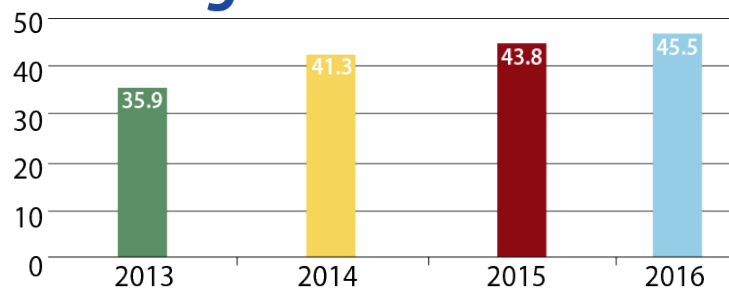


% APR Points Earned

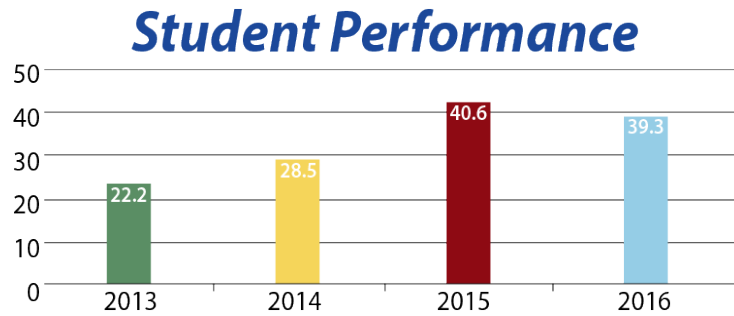


During the past four school years, the percentage of students who earned a qualifying score in ACT, SAT, Compass or ASVAB has improved.

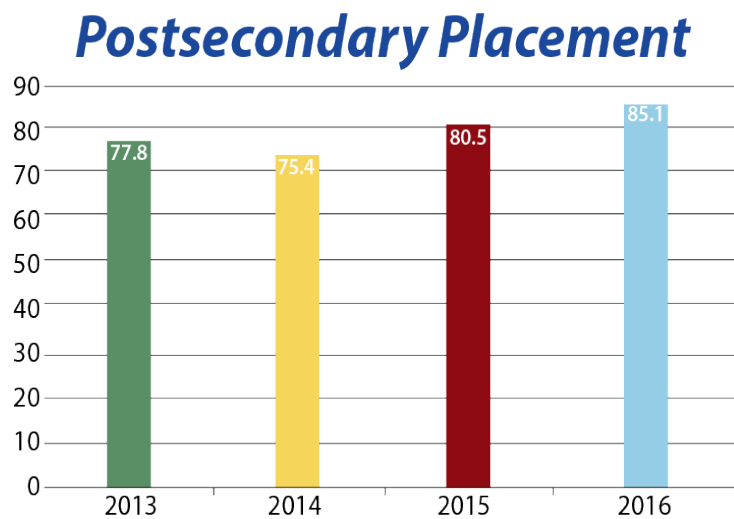
College and Readiness



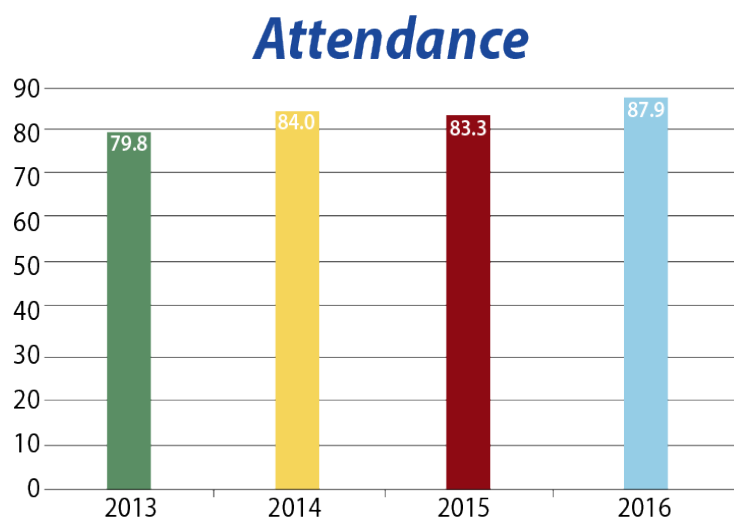
SLPS student performance in dual-enrolled, dual-credit, AP and IB courses steadily improved from 2013-2015 and dropped only slightly in 2016.



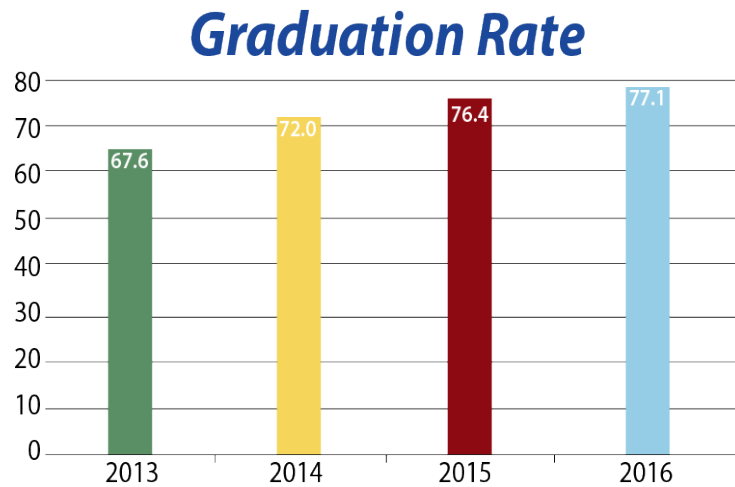
SLPS has also shown improvement in the percentage of students earning a positive placement in a two-year college, a four-year college, the military or an employment-related field.



The District has shown positive growth in the percentage of students attending at least 90% of the time.



Thanks in part to the five-year, more than \$7 million High School Graduation Initiative grant, SLPS has been graduating a higher percentage of students. *



Although the State does not accredit individual schools, SLPS adapts the same criteria used to evaluate school districts and applies the formula to its schools to gauge growth and performance. By this measure, we are also clearly moving individual schools in the right direction:

	2013	2014	2015	2016
Accredited with Distinction	7	7	12	13
Fully Accredited	13	17	22	21
Provisionally Accredited	18	14	20	26
Unaccredited	33	24	15	10

Accredited with Distinction = > 90% of points

Fully Accredited = 70-89.9% of points

Provisionally Accredited = 50-69.9% of points

Unaccredited = < 50% of points

* Under MSIP 5, the State uses the best of a district's four-, five-, six- and seven-year graduation rates to determine if schools and LEAs have met the graduation rate target or have shown sufficient improvement. For 2013-2015, SLPS's 5-year rate was used. For 2016, SLPS's 6-year rate was used.